

# COMMERCIAL ROOF REPORT

## Client Information:

Xxxxxx

Ph:987-654-3210

Email:xxxxx@xxxx.xxx

## Customer Information

Order No.0000

1234 St Name, City ST 000000



Table of Contents	Page
Aerial View	2
Summary	3
Area Storys	4
Property Views	5-6
Length Plans	7
Area Measurements	8
Pitch Values	9
Waste Factor	10
Street View	11

Client Information:  
XXXX

Ph:987-654-3210

Email:xxxxx@xxxx.xxx

Customer Information

1234 St Name, City ST 000000

# Commercial Roof Report

Order No.0000

Aerial View



Client Information:  
 Xxxxx  
 Ph:987-654-3210  
 Email:xxxxx@xxx.xxx

Customer Information  
 1234 St Name, City ST 000000

# Commercial Roof Report

Order No.0000

## Summary of Lengths, Areas and Pitches Table

Total Area	407.85	Pitched Planes (Sq.)	282.66
Primary Pitch	7:12,4:12,0:12,2:12,5:12,8:12,10:12	Flat Planes (0:12) (Sq.)	125.19
Ridges (ft)	510	Valleys (ft)	356
Hips (ft)	323	Rakes + Eaves (ft)	1228
Rakes (ft)	178	Step Flashing (ft)	164
Eaves (ft)	1050	Total Skylights	0
Apron Flashing (ft)	1046	Total Chimneys	2
Parapet Lengths (ft)	667	Solar Panels	0
Ridge + Hips (ft)	833	RTUs	6

Note : All measurements are rounded off to nearest square foot /linear foot where appropriate

<u>Main Structure</u>		<u>Detached Building 1</u>		<u>Detached Building 2</u>		<u>Flat Roof 0:12 (Break Down)</u>		<u>Pitches table</u>	
Total Area	28266	Total Area		Total Area		Total Area	12519	Pitch/Slope	Area
Ridges (ft)	510	Ridges (ft)		Ridges (ft)		Ridges (ft)	0	0:12	12519
Hips (ft)	323	Hips (ft)		Hips (ft)		Hips (ft)	0	2:12	171
Rakes (ft)	178	Rakes (ft)		Rakes (ft)		Rakes (ft)	0	4:12	10628
Eaves (ft)	1050	Eaves (ft)		Eaves (ft)		Eaves (ft)	0	5:12	13439
Valleys (ft)	356	Valleys (ft)		Valleys (ft)		Valleys (ft)	0	7:12	2139
Apron Flashing (ft)	221	Apron Flashing (ft)		Apron Flashing (ft)		Apron Flashing (ft)	825	8:12	1625
Step Flashing (ft)	164	Step Flashing (ft)		Step Flashing (ft)		Step Flashing (ft)	0	10:12	264
Ridge + Hips (ft)	833	Ridge + Hips (ft)		Ridge + Hips (ft)		Ridge + Hips (ft)	0	Total	40785
Rakes + Eaves (ft)	1228	Rakes + Eaves (ft)		Rakes + Eaves (ft)		Parapet Lengths (ft)	667		

Client Information:  
XXXXX

Ph:987-654-3210

Email:xxxxx@xxxx.xxx

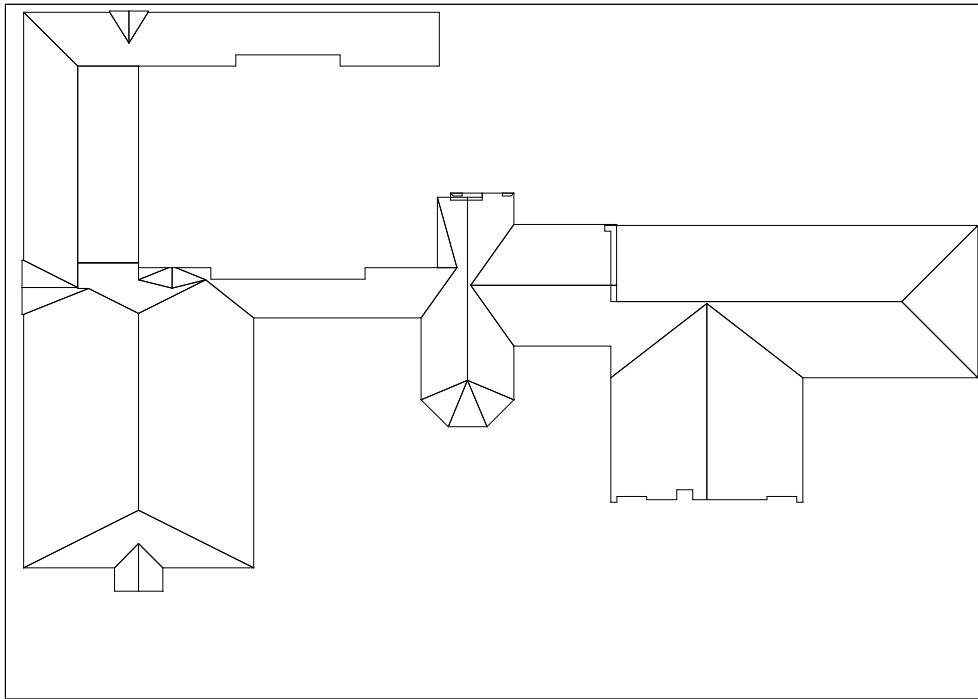
Customer Information

1234 St Name, City ST 000000

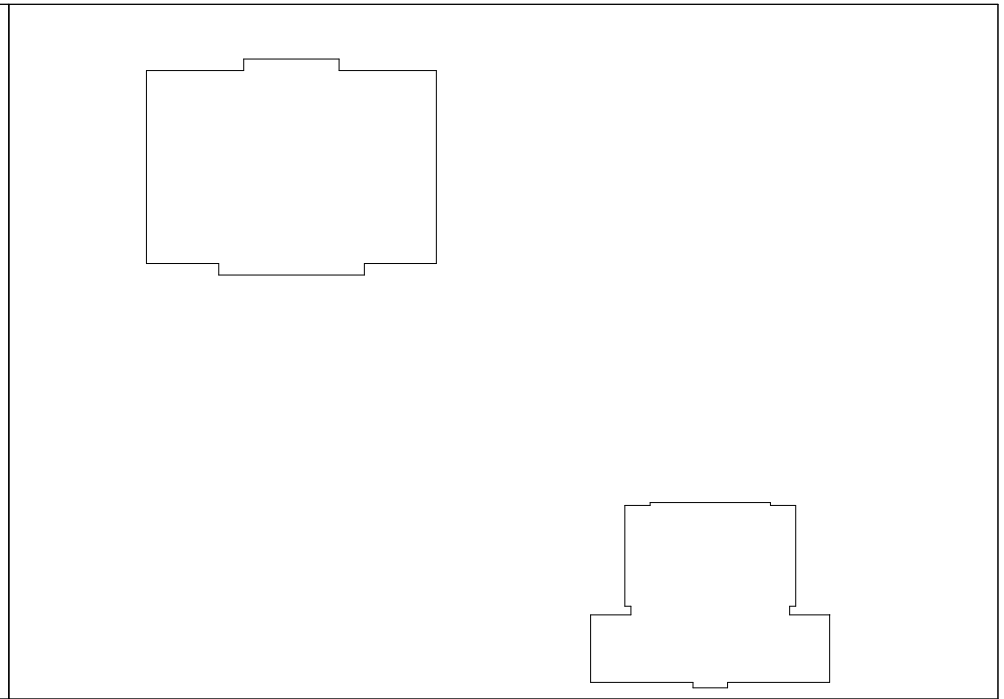
# Commercial Roof Report

Order No.0000

## 1<sup>st</sup> Story



## 2<sup>nd</sup> Story & Above



**Pitches table**

Pitch/Slope	Area
4:12	10628
5:12	13439
7:12	2139
8:12	1625
10:12	264
2:12	171
0:12	1421
Total	29687

**Pitches table**

Pitch/Slope	Area
0:12	11098
Total	11098

Client Information:  
XXXXX

Ph:987-654-3210

Email:xxxxx@xxxx.xxx

Customer Information

1234 St Name, City ST 000000

# Commercial Roof Report

Order No.0000

## Property Views



North View



South View

Client Information:  
XXXXX

Ph:987-654-3210

Email:xxxxx@xxxx.xxx

Customer Information

1234 St Name, City ST 000000

# Commercial Roof Report

Order No.0000

## Property Views



East View



West View

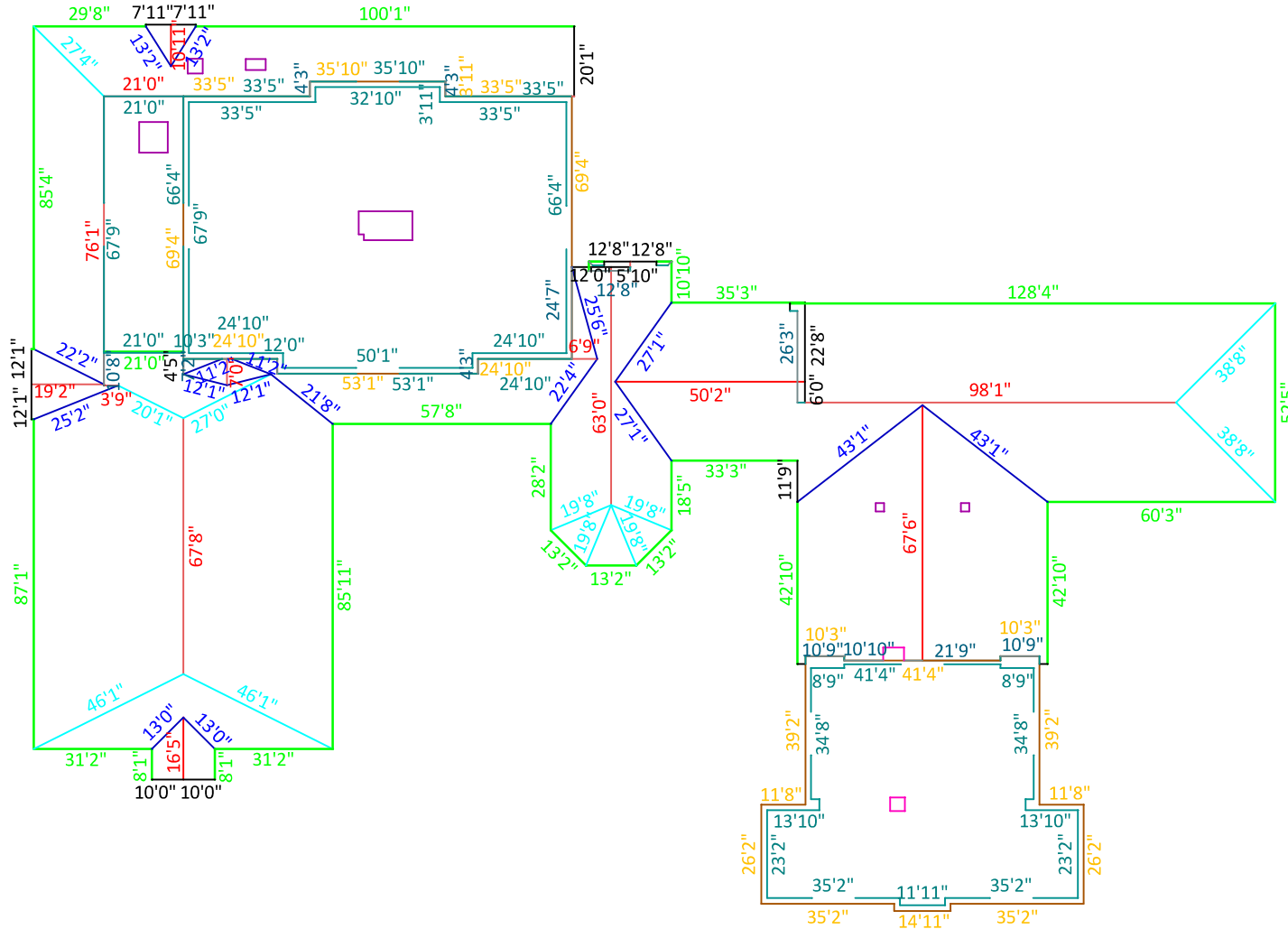
Client Information:  
XXXXX  
Ph:987-654-3210  
Email:xxxxx@xxx.xxx

Customer Information  
1234 St Name, City ST 000000

# Commercial Roof Report

Order No.0000

## Length Plan



### Legend

Eaves (ft) = 1050 Rakes (ft) = 178 Ridges (ft) = 510 Hips (ft) = 323 Valleys (ft) = 356 Apron Flashing (ft) = 1046 Step Flashing (ft) = 164 Parapet Lengths (ft) = 667

Client Information:  
XXXXX

Ph:987-654-3210

Email:xxxxx@xxxx.xxx

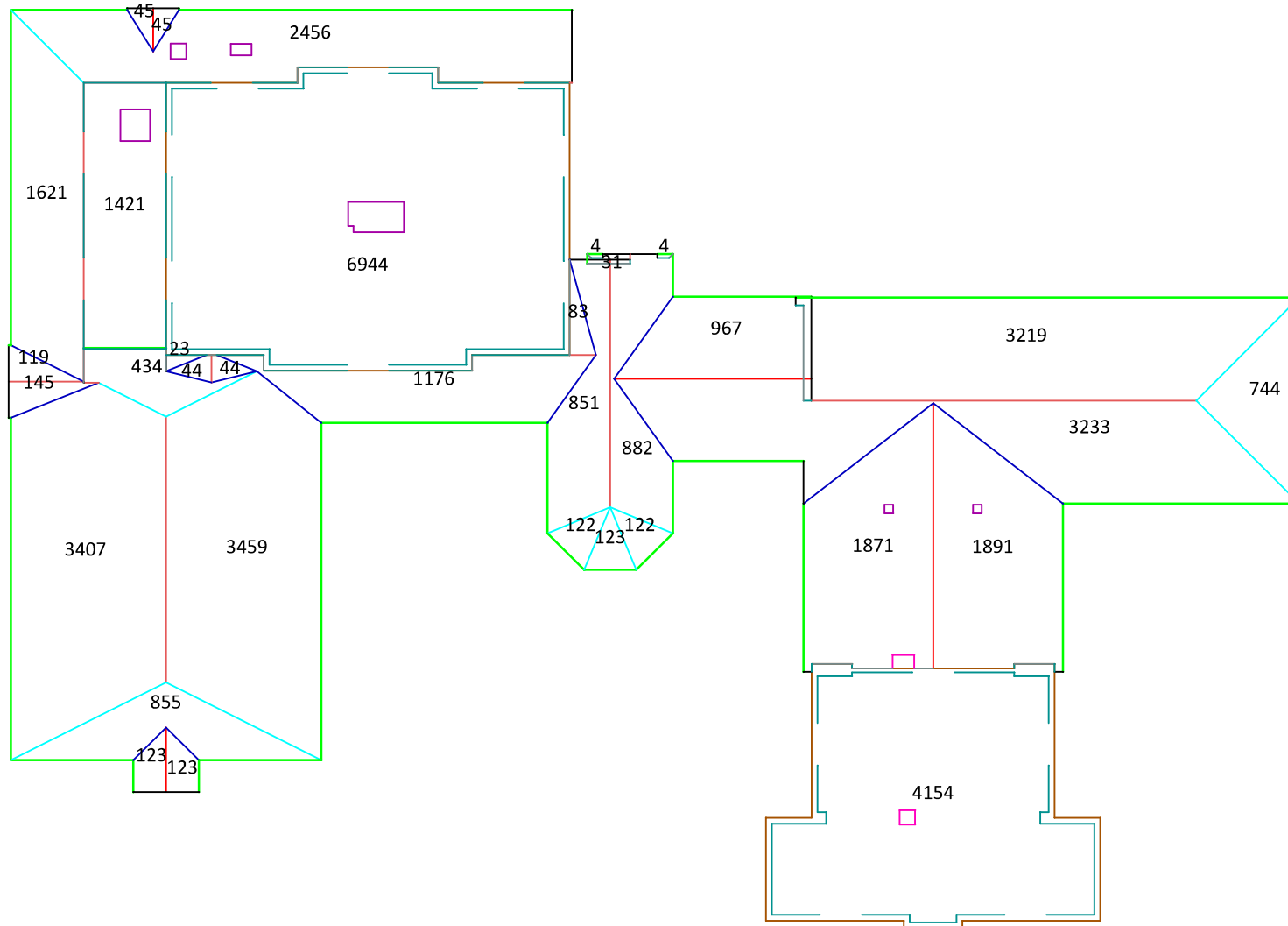
Customer Information

1234 St Name, City ST 000000

# Commercial Roof Report

Order No.0000

## Area Measurements





Client Information:  
XXXXX

Ph:987-654-3210

Email:xxxxx@xxxx.xxx

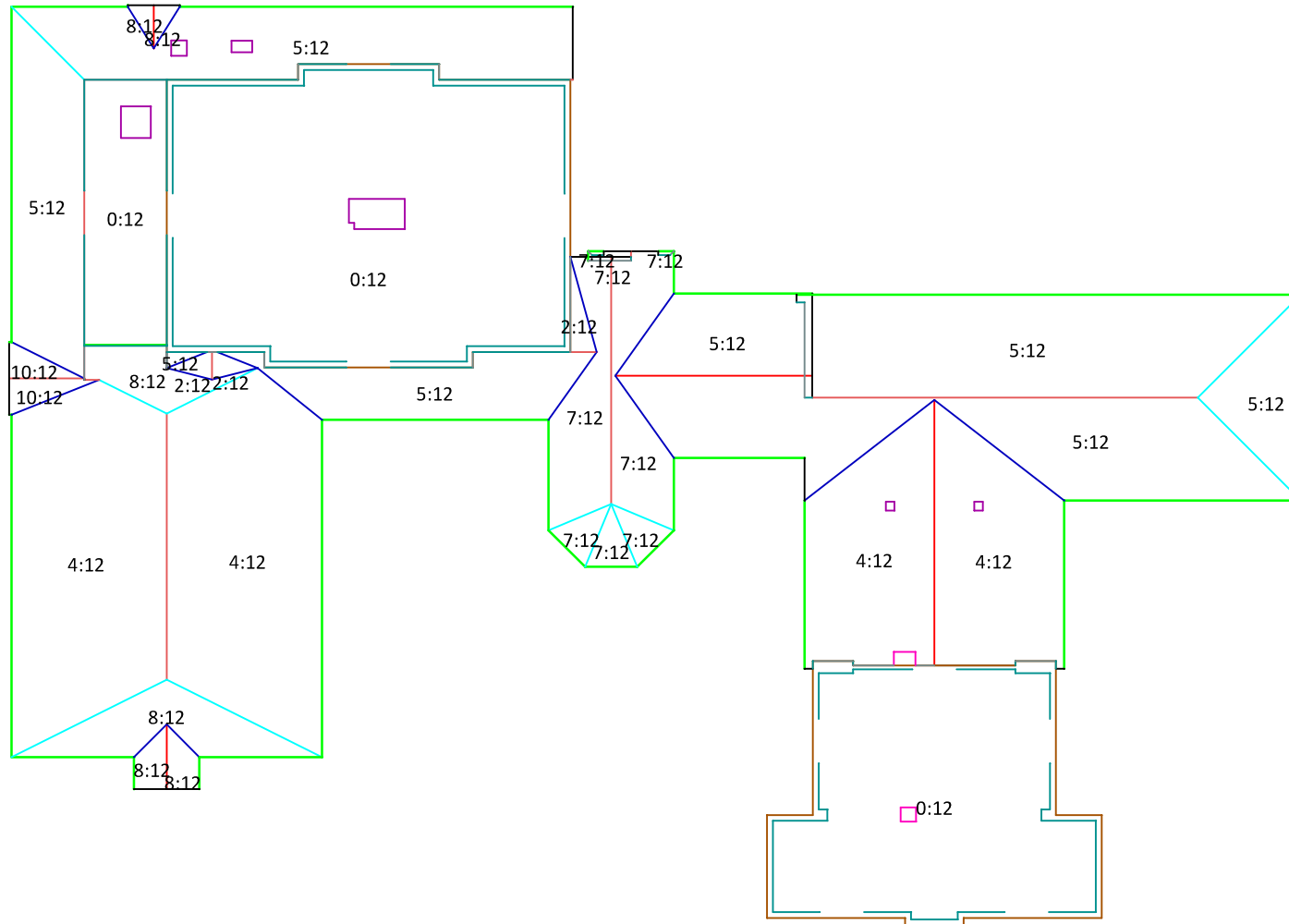
Customer Information

1234 St Name, City ST 000000

# Commercial Roof Report

Order No.0000

## Pitch Values



Client Information:

Xxxxx

Ph:987-654-3210

Email:xxxxx@xxxx.xxx

Customer Information

1234 St Name, City ST 000000

# Commercial Roof Report

Order No.0000

## Waste Factor Calculations

Waste Factor Calculation for (407.85) Sq

5%	10%	12%	15%	18%	20%	25%
428.24	448.64	456.79	469.03	481.26	489.42	509.81

Complexity Rating: 4%

## Suggested Waste

Roof Waste % without bundling cap & starter: 7.04% (436.57) Sq

Total Waste % for this roof: 10.39% (450.23) Sq

Note:The above table does not include the extra supplies required for ridge, hip, and starting lengths. The suggested waste factor is supplied as a guide only; real waste percentages may vary depending on a number of uncontrollable factors. Individual installation methods, crew experiences, complexities in the asphalt shingle material, and probable reclamation from the area are a few examples of these waste factor variables, but they are not the only ones. The suggested waste factor from Roof Measuring may not apply to all results. The proposed waste is not intended to take the place of experience or judgement with regard to any specific replacement or repair job.

Client Information:  
XXXXX  
Ph:987-654-3210  
Email:xxxxx@xxxx.xxx

Customer Information  
1234 St Name, City ST 000000

# Commercial Roof Report

Order No.0000

## Street View

